

Fund Factsheet

Reksa Dana

Manulife USD Fixed Income Kelas A

March 2024

Fixed Income Mutual Fund

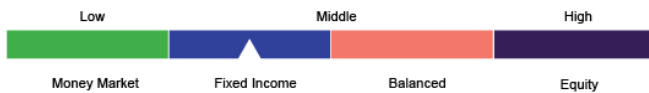
| | |
|-------------------------|--------------------------|
| Effective date | : 04 Oct 13 |
| Effective Letter number | : OJK No.S-301/D.04/2013 |
| Inception date | : 15 Nov 13 |
| Currency | : US dollar |
| Net Asset Value/unit | : USD1.1639 |
| Total Net Asset Value | : USD26,288,352.29 |
| Minimum investment | : Initial : USD100.00 |
| | : Next : USD10.00 |
| Units offered | : 500,000,000 |
| Valuation | : Daily |
| Deferred Sales Charge | : Year 1 : 0.50% |
| | : Year 2 : 0.00% |
| Switching fee | : Max. 1.00% |
| Management fee | : Max. 2.50% |
| Custodian fee | : Max. 0.25% |
| Custodian bank | : PT Bank HSBC Indonesia |
| ISIN Code | : IDN000165800 |

Reksa Dana Manulife USD Fixed Income Kelas A is one of the share classes of MANUFIX. Information on effective date, Effective Letter Number, investment objective, Total Net Asset Value, Top 10 holdings, investment allocation and portfolio percentage refer to those of MANUFIX.

Major risks

Risks arising from reduced unit value, liquidity, changes in the allocation of securities in investment policy, changes in economic and political conditions, investment values, changes in tax regulations, interest rates, exchange rate risks, liquidation.

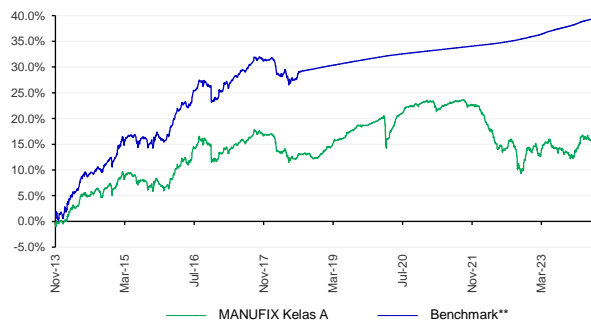
Risk classification



Risk descriptions

Low: This mutual fund has a relatively stable movement with limited growth potential. **Medium:** This mutual fund has a low to moderate movement with moderate growth potential. **High:** This mutual fund has a relatively volatile movement with relatively high growth potential.

Performance since inception



Custodian bank

PT Bank HSBC Indonesia (previously known as PT Bank Ekonomi Rahaerja) has been operating in Indonesia since 1989 which is part of the HSBC Group. PT Bank HSBC Indonesia is a custodian bank registered and supervised by the Otoritas Jasa Keuangan ("OJK") with license No. KEP-02/PM.2/2017 dated January 20, 2017.

Customer services

Weekdays 08.00 - 17.00 WIB
 Telephone : 021 2555 2255
 Email : hai@manulifeam.com
 Chat : manulifeim.co.id
 ifunds.manulifeim.co.id
 WhatsApp : 08112552256

Social media

Facebook : reksa.dana.manulife
 Instagram : @reksa.dana.manulife
 Twitter : @ManulifeRD
 YouTube : Reksa Dana Manulife

Investment manager

Established in 1996, PT Manulife Aset Manajemen Indonesia (MAMI) is a member of Manulife that offers investment management and mutual fund products in Indonesia. Since its establishment, MAMI has consistently maintained its position as one of the leading companies in Indonesia's investment management industry, with asset under management of IDR 101.6 trillion as per December 2023. MAMI manages 36 mutual funds comprising money market, balanced, fixed income, equity, in Rupiah and US Dollar, as well as sharia. MAMI is registered and supervised by Otoritas Jasa Keuangan, and licensed No. Kep-07/PM/MI/1997 dated 21 August, 1997.

Investment objective

Manulife USD Fixed Income ("MANUFIX") aims to generate stable income denominated in U.S. dollars by investing in onshore and offshore debt securities, in compliance with applicable laws and regulation in Indonesia.

Investment allocation

| | |
|--------------|-------------|
| Bond | : 80 - 100% |
| Money Market | : 0 - 20% |

Top 10 holdings

| | |
|-----------------------|-------|
| INDOIS 2.3 06/23/25 | 9.27% |
| INDOIS 5.6 11/15/33 | 8.11% |
| INDOIS 5.4 11/15/28 | 7.91% |
| INDON 3 1/2 01/11/28 | 7.84% |
| INDOIS 4.15 03/29/27 | 7.60% |
| INDOIS 4.4 06/06/27 | 7.59% |
| INDON 4.15 09/20/27 | 7.43% |
| INDON 4.1 04/24/28 | 6.39% |
| INDOIS 1 1/2 06/09/26 | 6.04% |
| INDON 4.35 01/08/27 | 5.30% |

% portfolio

| | |
|-----------------|----------|
| Government Bond | : 95.26% |
| Money Market | : 4.74% |

Performance

| | YTD | 1 Mo | 3 Mo | 6 Mo | 1 Yr | 3 Yr* | 5 Yr* | Since Inception* |
|-----------------|--------|-------|--------|-------|-------|--------|-------|------------------|
| MANUFIX Kelas A | -0.33% | 0.50% | -0.33% | 3.16% | 1.39% | -1.49% | 0.10% | 1.47% |
| Benchmark** | 0.45% | 0.14% | 0.45% | 1.11% | 2.16% | 1.51% | 1.36% | 3.26% |

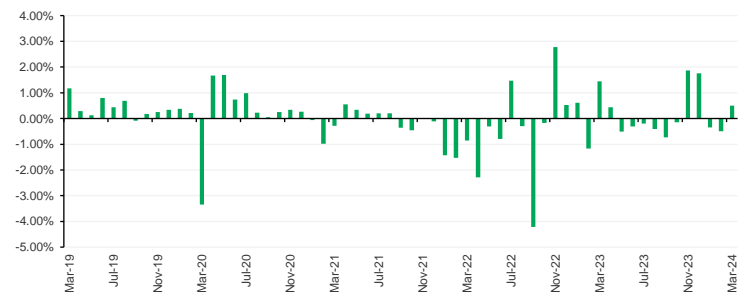
Highest month Nov 22 2.78%

Lowest month Sep 22 -4.21%

Notes

* Annualized performance using compound method, for products older than one year since inception.
 ** Effective January 2024, the performance benchmark of Mutual Fund is average 3-month USD Time Deposit local banks (HSBC, SCB, Maybank) + 1%, net after tax.
 # For products launched <5 years ago, monthly performance graph displayed is since inception.

Monthly performance for the last 5 years[#]



For more information, Prospectus can be found at manulifeim.co.id. In compliance with OJK regulation, confirmation statements of subscription, switching and redemption transactions are valid proof of ownership of the Participation Unit of mutual fund, issued by the custodian bank and can be seen at <https://akses.ksei.co.id>.

Disclaimer

Investment in mutual funds involves risks. Before making investment decision, potential investor must read and understand the prospectus. Past performance does not guarantee/indicate future performance. Otoritas Jasa Keuangan does not provide a statement of approval or disapproval of this Securities, nor does it state the truth or adequacy of the contents of this mutual fund's prospectus. Any statement that contradicts these matters is illegal. Mutual funds are Capital Market products and not products issued by Selling Agents/Banks. Investments in mutual funds are not part of bank's third party deposits and are not included in the scope of the deposit insurance program of The Indonesia Deposit Insurance Corporation. Selling Agents are not responsible for any claims and risks of managing portfolio of the mutual funds carried out by the Investment Manager. This product information summary does not substitute fund prospectus and is prepared by PT Manulife Aset Manajemen Indonesia solely for informational purpose and does not constitute a solicitation to buy or sell securities. Information provided in this document is presented correctly. Investors are advised to seek professional opinion before making an investment decision. Past performance is not an indication of future performance, nor is it estimation of future performance or trends. PT Manulife Aset Manajemen Indonesia is an Investment Manager licensed and supervised by OJK.